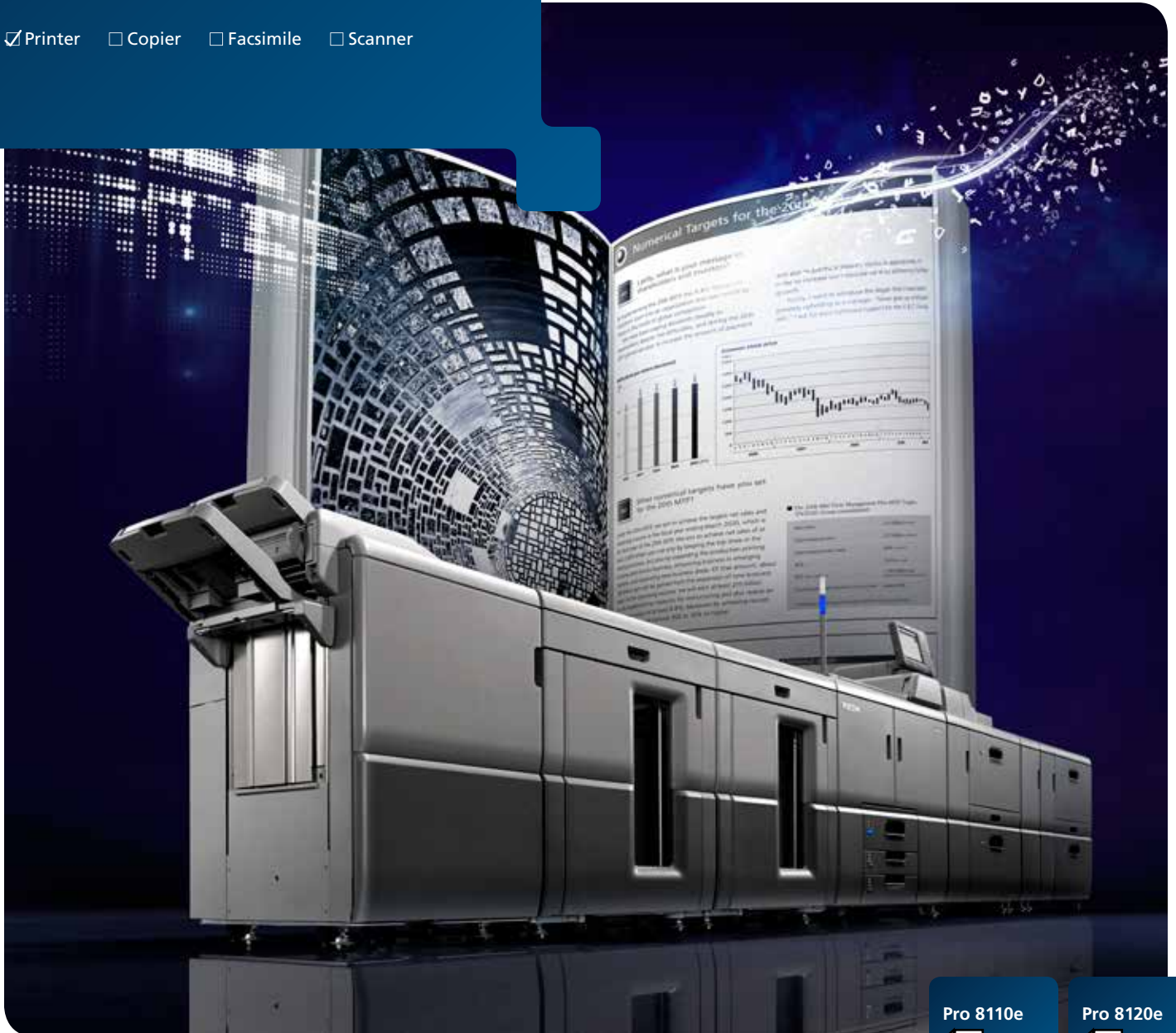


B&W Production Printer

RICOH Pro 8110e/8120e

Printer Copier Facsimile Scanner

RICOH
imagine. change.



Pro 8110e
110 ppm monochrome

Pro 8120e
135 ppm monochrome

Grow your business with more profitable print production

These days, audiences are more sophisticated — and more time sensitive. Satisfy the needs of both by choosing the RICOH® Pro 8110e/Pro 8120e production printer. Give audiences the information they need — in the format that they prefer — to capture their attention quickly and help you capture more business. It all begins by taking advantage of the information you already know. Produce black-and-white output on a wider range of media, including larger sizes and thicker stocks, with near offset print quality. Automate commercial, data center and corporate production tasks, whether using preset print settings on frequently run jobs or adding finishing touches to professional-grade documents, and transition from one high-volume job to the next in less time.



Meet the most demanding jobs with confidence

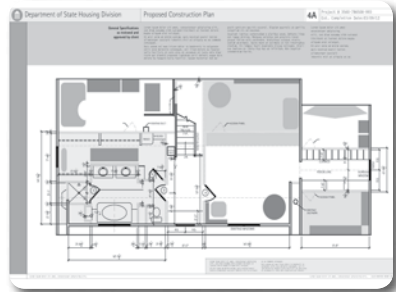
Print longer runs with fewer delays and interruptions

Replace “How long do I have to wait?” with “How’d you do that so fast?” and turn customers’ frustrations into steadfast loyalty. With the RICOH Pro 8110e/Pro 8120e, you can churn through high-volume print jobs quickly and get critical information in front of audiences when they need it most. Print up to 135 pages per minute from an available nine paper trays totaling up to 12,650 sheets to handle even the largest jobs. You won’t be overworked — and you can even print up to one million impressions per month without overheating.



Share messages with more types of media

Every audience is different. Make them feel special by customizing media that stands out from the crowd. Print on thicker stocks, up to 350 g/m² (256 g/m² duplex) for heavy-duty postcards. Transition to textured, coated or specialty stocks automatically and print without missing a beat or deadline. Use larger paper sizes up to 13" x 19.2" for manuals, user guides, technical drawings and more to leave a big impression when you’re sharing information with a wider audience. You can even print checks with magnetic ink character recognition (MICR) print capabilities, expediting processing and reducing costs for faster turnaround times. To maintain print quality, every image is transferred with incredible accuracy via the oil-less fusing unit.



Use clarity to make documents more compelling

It’s not easy to get attention. It’s even harder to keep it unless you remove distractions. Use the RICOH Pro 8110e/Pro 8120e to keep customers focused on your messages, not blurry lines, washed-out images, scratch marks or shock jitter. Each page is aligned with precise front-to-back registration so images and shapes line up properly, even on two-sided documents. With our Vertical Cavity Surface Emitting Laser (VCSEL) technology, more than 40 laser beams are used to replicate images and text more precisely for up to 1200 x 4800 dpi resolution. We also use specialized toner with smaller, more uniform particles, so you can print smoother gradations and halftones to make presentations, newsletters and other documents easy to read — page after page.



Fully featured, high-volume production printing

- 1 SR5050 3,000-Sheet Staple Finisher (Optional)**
Staple up to 100 sheets with four staple options at sizes up to 13" x 19.2". Also available with two- and three-hole punch options.
- 2 SK5030 High-Capacity Stacker (Optional)**
Move large volumes of output (up to 5,000 sheets) for post-production, packing and shipping. Help protect confidential documents with the built-in locks.
- 3 Full-Color SVGA Control Panel**
Use the post-mounted, upright 10.4" LCD color touch screen to move from one job to the next, view animated guides and thumbnail images, select media and more.
- 4 Status Light Pole**
Check system status with a single glance from anywhere in the room.
- 5 Paper Trays**
Print with fewer reloads. Total paper capacity starts at 3,850 sheets from an 1,100-Sheet x 2 Tandem Paper Tray, two 550-Sheet Trays and one 550-Sheet Bypass Tray. Add other optional paper sources to increase capacity to 12,650 sheets.
- 6 Active Tray Indicators**
Quickly identify which tray is feeding the printer to prevent opening an active tray and refill other paper sources without interrupting printing.



7 RT5100 Vacuum Feed Large Capacity Tray (Optional)

Support more types of media with a three-belt air-delivery system that offers high-level feeding accuracy for coated papers from 40 – 350 g/m². Use the optional BU5010 Bridge Unit and add two 4,400-Sheet Vacuum Feed LCTs to increase total printer capacity to 12,650 sheets.

8 CI5030 Cover Interposer Tray (Optional)

Eliminate time-consuming off-line manual insertion and feed pre-printed sheets for fast production of front and back covers.

9 BY5010 Multi Bypass Tray (Optional)

Feed up to 550 sheets of specialty stocks, including clear and coated media in an array of sizes up to 13" x 19.2", and expand what you can offer customers.

10 BU5010 Bridge Unit

To achieve maximum paper capacity, use the Bridge Unit to attach two 4,400-Sheet Trays for longer, uninterrupted runs.

Additional options are available and are listed on the Specifications pages.



RICOH Pro 8120e



Improve productivity and transition between jobs with ease

Simplify print tasks and meet more deadlines

Turn your next deadline into the next big opportunity. With the RICOH Pro 8110e/Pro 8120e, you can take the information you've gained from other jobs to expedite the current one. For example, you can tailor the large control panel with large icons and pre-configured print settings to automate routine tasks and bypass unnecessary steps. Preview thumbnail images to ensure accuracy before you waste time and energy printing soon-to-be-discarded jobs. Plus, you can integrate Ricoh TotalFlow® Prep, Print Manager and Production Manager, Path and BatchBuilder software solutions to streamline your production output processes and workflows in commercial printing, CRD or high-volume transactional environments. Even maintenance is easy. Trained users can change consumables in only a few minutes without technical assistance to keep jobs — and revenue — flowing freely.



Reduce energy consumption


In addition to the system's ENERGY STAR™ rating, standard one-pass duplex scanning saves steps and resources to maximize efficiency. And for organizations looking to evaluate products that deliver environmentally friendly solutions, the RICOH Pro 8110e/Pro 8120e qualifies at the Gold* level for EPEAT® (Electronic Product Environmental Assessment Tool) for imaging equipment. EPEAT is a comprehensive environmental procurement program based on IEEE 1680 International Standards. It includes a rating of various environmental criteria on products and environmental programs to help identify greener imaging equipment and other electronic devices. The program includes energy efficiency, take-back programs for equipment, packaging and consumables, reduction/elimination of environmentally sensitive substances, and other important environmental attributes.

*EPEAT Gold rating is applicable only in the USA.



Use automation to finish jobs quickly

Keep more jobs in house and keep more money for your bottom line. Take advantage of comprehensive finishing options to turn everyday projects into impressive, professional-grade booklets, reports, brochures and more. Manual errors drive up production costs, so use the RICOH Pro 8110e/Pro 8120e to eliminate them with automatic stapling, hole punching, saddle stitching, decurling, cover insertion and more. You can even create direct mail with a wide range of folding options for more creative communications. Instead of wasting time on tedious tasks, your team can begin working on the next project. You can even use the favorite in-line finishing options you already have by connecting it to our proprietary RPIIP interface.



RICOH Pro 8110e/Pro 8120e

SYSTEM SPECIFICATIONS

System Specifications

Configuration	Console
Print/Copy Process	Electrostatic transfer with indirect image transfer system
Fusing	Oil-less belt fusing method
Output Speed	Pro 8110e: 110 ppm Pro 8120e: 135 ppm Full-color 10.4" SVGA touch panel
Control Panel	Sensor and Mechanical
Paper Registration	Warm-Up Time
Warm-Up Time	Less than 360 sec. (from main switch)
Paper Capacity	Tray 1: 2,200 sheets (1,100 x 2) Trays 2 – 3: 1,100 sheets (550 x 2) Trays 4 – 6 with optional A4/LT LCT: 5,000 sheets Trays 4 – 6 with optional A3/DLT LCT: 4,400 sheets Vacuum-Feed LCT Trays (optional): 4,400 sheets Bypass Tray: 550 sheets Total Standard Capacity: 3,300 Total Optional Capacity: 12,650 sheets (with RT5100 LCTs)
Limitless Paper Supply	Supported
Paper Size	Tray 1: 8.5" x 11" Trays 2 – 3: 5.5" x 8.5" to 11" x 17" Trays 4 – 6 with optional A4/LT LCT: 5.5" x 8.5" to 8.5" x 11" Trays 4 – 6 with optional A3/DLT LCT: 5.5" x 8.5" to 11" x 17" Vacuum-Feed LCT Trays: 5.5" x 8.5" to 11" x 17" Bypass Tray: 5.5" x 8.5" to 11" x 17"; Custom Size: 3.94" x 5.5" to 13" x 19.2"
Paper Weight	Trays 1 – 3: 14 lb. Bond – 95 lb. Cover (52 – 256 g/m ²) Trays 4 – 5 with optional A4/LT LCT: 14 lb. Bond – 80 lb. Cover (52 – 216 g/m ²) Tray 6 with optional A4/LT LCT: 14 lb. Bond – 90 lb. Index (52 – 163 g/m ²) Trays 4 and 6 with optional A3/DLT LCT: 14 lb. Bond – 95 lb. Cover (52 – 256 g/m ²) Tray 5 with optional A3/DLT LCT: 11 lb. Bond – 110 lb. Cover (40 – 300 g/m ²) Vacuum-Feed LCT: 11 lb. Bond – 130 lb. Cover (40 – 350 g/m ²) simplex; 14 lb. Bond – 110 lb. Cover (52 – 300 g/m ²) duplex Bypass Tray: 14 lb. Bond – 95 lb. Cover (52 – 256 g/m ²)
Output Capacity	Finisher: 3,000 + 250 sheets Booklet Finisher: 2,500 + 250 sheets Stacker: 5,000 + 250 sheets 12.6" x 18.9" (320 x 480 mm)
Max. Print Area	208-240V/20A/60Hz (dedicated)
Power Requirements	Pro 8110e: 14.3 kWh/Week Pro 8120e: 18.0 kWh/Week
Typical Electricity Consumption (TEC)*	3,600 W
Max. Power Consumption	52" x 43.3" x 57.5"
Dimensions (WxDxH)	(1,320 x 1,100 x 1,460 mm) 864.2 lbs. (392 kg)
Weight	

Printer Specifications

CPU	Intel® Celeron® Processor P4505 – 1.86 GHz
RAM	2 GB
HDD	500 GB (250 GB x 2)
Max Print Resolution	1200 x 4800 dpi via VCSEL
Standard Interfaces	Ethernet (1000/100/10Base-TX), USB2.0 Type A/Type B, SD slot
Optional Interfaces	IEEE 1284/ECP, Wireless LAN (IEEE802.11a/b/g/n), Bluetooth™
Network Protocol	TCP/IP (IPv4, IPv6), IPX/SPX (with NetWare option)
Network Operating Systems	Windows XP/Vista/7/8/Server 2003/Server 2003R2/Server 2008/Server 2008R2/Server 2012; NetWare 6.5 with NetWare option; Unix: Sun Solaris, HP-UX, SCO OpenServer, RedHat Linux, IBM AIX; MAC OS X 10.2 or later; SAP R/3; NPDS Gateway; IBM iSeries AS/400 using OS/400 Host Print Transform

Print Drivers	Standard: PCL5e, PCL6, PDF Optional: Adobe PS3, Genuine IPDS, XPS PCL: 45 scalable + 13 international; PDF: 136 Roman; IPDS: 108 Roman (optional) Sample/Locked/Hold/Scheduled/Stored Print, Store and Print, PDF Direct Print, Mail to Print, Classification Code, Bonjour Support, Windows Active Directory Support, DDNS Support, PCL Resident Font Adoption, Mobile Driver, XPS Support, WS Print, Wireless LAN Interface Option, Media Direct Print, Banner Page Print, Auto Job Promotion, AirPrint, Poster Print, WPS (Wi-Fi Protected Setup)
FonTS	
Printer Features	

Security Features

DataOverwriteSecurity System (DOSS), Data Encryption (Address Book, Authentication Password, SSL Communication, S/MIME, IPsec Communication, HDD) User Authentication (Windows, LDAP, Basic, User Code, 802.1.x Wired), Network Protocol On/Off, IP Filtering, Mask Type for Data Security, Data Security Unit Option, Unauthorized Print Control, Quota Setting, SMTP over SSL, Mandatory Security Information Print (Compulsory Security Stamp)

Fiery EB-32 Controller (Optional)

EFI Platform	F5150Pro
Configuration	External
Memory	4 GB
CPU	Intel Processor G850 2.9GHz
Host Interface	Ethernet 1000/100/10Base-T x 2
HDD	500 GB
Operating System	Windows 7 Professional For Embedded Systems x64
Network Protocol	TCP/IP (IPv4, IPv6), SMB
Printer Description	Postscript 3, PCL 5e, PCL 6
Language	
Max. Resolution	1200 dpi
FonTS	PS3 138, PCL 81
Operation Panel Utilities	Via touch panel display on printer Standard: EDI Driver, Command Workstation, Webtools, Hot Folders Fiery SeeQuence Impose, Fiery SeeQuence Compose, SeeQuence Impose-Compose, Image Viewer for Black and White, EFI Spectrophotometer ES-2000, FACI Enable, FACI Furniture, External Secure HDD Kit
Optional	

Accessories

Vacuum Feed Large Capacity Input Tray (LCT RT5100)	
Paper Capacity	4,400 sheets (2,220 x 2)
Paper Size	A5 (LEF)/5.5" x 8.5" – 13" x 19.2"
Paper Weight	14 lb. Bond – 150 lb. Cover (52 – 350 g/m ²)
Power Consumption	Less than 860W
Power Supply	100 – 127V
Dimensions (WxDxH)	41.5" x 28.7" x 39.4" (1054 mm x 730 mm x 1000 mm) Less than 485 lbs. (220 kg)
Weight	
Bridge Unit for LCT RT5100 (BU5010)	
Paper Size	Width: 3.94" to 13" (210 mm to 330.2 mm) Length: 5.5" to 27.55" (420 mm x 700 mm)
Paper Weight	14 lb. Bond – 150 lb. Cover (52 – 350 g/m ²)
Power Source	From LCT RT5100
Dimensions (WxDxH)	13" x 28.7" x 39.4" (330 mm x 730 mm x 1000 mm)
Weight	Less than 132 lbs. (60 kg)
A3/DLT Large Capacity Tray (RT5080)	
Paper Capacity	4,400 sheets
Paper Size	Up to 13" x 19.2"
Paper Weight	11 lb. Bond – 110 lb. Cover (40 – 300 g/m ²)
Dimensions (WxDxH)	34" x 28.7" x 39.4" (865 x 730 x 1000 mm)
Weight	407.8 lbs. (185 kg)

A4/LT Large Capacity Tray (RT5070)	
Paper Capacity	5,000 sheets
Paper Size	8.5" x 11"
Paper Weight	Trays 4 – 5: 14 lb. Bond – 80 lb. Cover (52 – 216 g/m ²) Tray 6: 14 lb. Bond – 90 lb. Index (52 – 163 g/m ²)
Dimensions (WxDxH)	21.3" x 28.7" x 39.4" (540 x 730 x 1,000 mm)
Weight	233.7 lbs. (106 kg)
Multi Bypass Tray (BY5010)	
Paper Capacity	550 sheets
Paper Size	Up to 13" x 19.2"
Paper Weight	14 lb. Bond to 80 lb. Cover (52 – 216 g/m ²)
Dimensions (WxDxH)	27.2" x 22.1" x 8.3" (690 x 561 x 210 mm)
Weight	44 lbs. (20 kg)
A3/DLT Tray Kit (TK5010)	
Paper Capacity	1,000 sheets
Paper Size	Up to 11" x 17"
Dimensions (WxDxH)	19.5" x 20.9" x 6.9" (495 x 530 x 175 mm)
Weight	22 lbs. (10 kg)
2 Cover Interposer Tray (CI5030)	
Paper Size	5.5" x 5.5" – 13" x 19.2"
Paper Weight	17 lb. Bond – 110 lb. Index (64 – 216 g/m ²)
Stack Capacity	200 sheets x 2 trays
Dimensions (WxDxH)	21.2" x 28.7" x 50.8" (540 x 730 x 1290 mm)
Weight	165 lbs. (75 kg)
High Capacity Stacker (SK5030)	
Paper Capacity	5,000 sheets (SRA3, A4, LT size)
Output Jogger	Proof Tray: 250 Sheets
Rollaway Cart	Standard
Power Consumption	Less than 120W
Power Supply	120 – 127V, 50/60Hz
Dimensions (WxDxH)	35.4" x 28.7" x 39.8" (900 mm x 730 mm x 1010 mm)
Weight	Stacker: 264 lbs. (120 kg); Roll Away Cart: 33 lbs. (15 kg)
3,000-Sheet Finisher with 100-Sheet Stapler (SR5050)	
Capacity (Proof Tray)	250 sheets (8.5" x 11" or smaller) 50 sheets (8.5" x 14" or larger)
Capacity (Shift Tray)	8.5" x 11" – 3,000 sheets 8.5" x 14" – 11" x 17" – 1,500 sheets 12" x 18" – 13" x 19.2" – 1,000 sheets 5.5" x 8.5" – 13" x 19.2"
Paper Size	Proof Tray: 16 lb. Bond – 80 lb. Cover (52 – 216 g/m ²) Shift Tray: 14 lb. Bond – 110 lb. Cover (40 – 400 g/m ²)
Paper Weight	
Output Jogger	Standard
Staple	8.5" x 11" – 2-100 sheets 8.5" x 14" – 11" x 17" – 2-50 sheets
Staple Position	Top, Bottom, 2 Staples, Top Slant
Dimensions (WxDxH)	39.2" x 28.7" x 44.3" (996 x 730 x 1126 mm)
Weight	247 lbs. (112 kg)
2,500-Sheet Booklet Finisher (SR5060)	
Capacity (Proof Tray)	250 sheets (8.5" x 11" or smaller) 50 sheets (8.5" x 14" or larger)
Capacity (Shift Tray)	8.5" x 11" – 2,500 sheets 8.5" x 14" – 11" x 17" – 1,500 sheets 12" x 18" – 13" x 19.2" – 1,000 sheets
Paper Size	5.5" x 8.5" – 13" x 19.2"
Paper Weight	Proof Tray: 16 lb. Bond – 80 lb. Cover (52 – 216 g/m ²) Shift Tray: 14 lb. Bond – 110 lb. Cover (40 – 400 g/m ²)
Output Jogger	Standard
Staple	8.5" x 11" – 2-100 sheets 8.5" x 14" – 11" x 17" – 2-50 sheets
Staple Position	Top, Bottom, 2 Staples, Top Slant
Saddle Stitch Staple	8.5" x 11" – 13" x 19.2" – 20 sheets; Center 2 Position
Dimensions (WxDxH)	39.2" x 28.7" x 44.3" (996 x 730 x 1126 mm)
Weight	247 lbs. (112 kg)

RICOH Pro 8110e/Pro 8120e

SYSTEM SPECIFICATIONS

Booklet Trimmer (TR5040)

Trimming Type	One Side Edge
Trimming Capacity	1 – 20 sheets (2 – 40 pages after folding)
Paper Size	Up to 13" x 19.2"
Stack Capacity	Up to 60 sets
Limitless Stack	Yes
Dimensions (WxDxH)	43.9" x 23.3" x 21.8" (1,115 x 591 x 555 mm)
Weight	165 lbs. (75 kg)

Multi-Folding Unit (FD5020)

Folding Type	Single Sheet Mode: Z-Fold, Half-Fold/Print inside, Half-Fold/Print outside, Letter Fold-in/Print inside, Letter Fold-in/Print outside, Letter Fold-out, Double Parallel/Print inside, Double Parallel/Print outside, Gate-Fold/Print inside, Gate-Fold/Print outside
--------------	--

Multiple Sheets Mode

Half-Fold/Print inside, Half-Fold/Print outside, Letter Fold-in/Print inside, Letter Fold-in/Print outside, Letter Fold-out, Double Parallel/Print inside, Double Parallel/Print outside, Gate-Fold/Print inside, Gate-Fold/Print outside

Paper Size

Single Sheet Mode: Z folding: 8.5" x 11" – 12" x 18"; Half folding: 8.5" x 11" – 13" x 19.2"; Letter folding: 8.5" x 11" – 12" x 18"; Letter folding: 8.5" x 11" – 13" x 19.2"; Letter Fold-out: 8.5" x 11"; Letter Fold-in: 8.5" x 11"

Dimensions (WxDxH)

18.5" x 28.7" x 39.4"
(470 x 730 x 1,000 mm)

Weight

203 lbs. (92 kg)

Ring Binder Unit (RB5020)

Paper Size	8.5" x 11"/A4
Paper Weight	17 lb. Bond – 110 lb. Index (64 – 216 g/m ²)
Stack Capacity	Binding Mode: 11 sets; Punching Mode: 100 sheets
Ring Bind Capacity	2 – 100 sheets
Number of Holes	LTR – 21, A4 – 23
Ring Supply	Black or White, Up to 50 or 100 sheets
Tab Stock	Supported
Dimensions (WxDxH)	34.2" x 28.7" x 39.8" (870 x 730 x 1,010 mm)
Weight	308 lbs. (140 kg)

Perfect Binder (GB5010)

Booklet Size	Width: 201 – 297 mm Length: 140 – 216 mm
Booklet Thickness	Less than 23 mm
Body Page Capacity	200 sheets
Cutting Directions	3 Edges, 1 Edge, None
Paper Weight	Body Pages: 20 – 40 lb. Bond (64 – 163 g/m ²) Cover Pages: 50 – 100 lb. Cover (90 – 300 g/m ²)
Stack Capacity/Booklet	50 sheets: 13; 100 sheets: 7; 200 sheets: 4

Interposer Tray Capacity

Interposer Tray Capacity	200 sheets
Glue Capacity	380 g
Dimensions (WxDxH)	42.9" x 31.1" x 54.6" (1,090 x 791 x 1,387 mm)
Weight	770 lbs. (350 kg)

Decurl Unit (DU5030)

Decurl Function	Three-step pressure adjustment (from operation panel)
Paper Size	Up to 13" x 19.2"
Paper Weight	12 lb. Bond – 130 lb. Cover (40 – 350 g/m ²)
Dimensions (WxDxH)	2.8" x 20" x 7.1" (71 x 509 x 181 mm)
Weight	11 lbs. (5 kg)

Plockmatic Booklet Maker (PBM350/PBM500)

Paper Size	8.5" x 11" – 12" x 18"
Paper Weight	16 lb. Bond – 100 lb. Cover (64 – 300 g/m ²)
Set Size	PBM350 – 2–35 sheets (20 lb. Bond/ 80 g/m ²) PBM500 – 2–50 sheets (20 lb. Bond/ 80 g/m ²)
Power Supply	115v, 60Hz
Dimensions (WxDxH)	55.9" x 35.4" x 27.6" (1,420 x 970 x 700 mm)
Weight	297 lbs. (135 kg)

GBC StreamPunch Ultra

Punched Paper Sizes	10 fixed sizes (A5 – A3)
Punched Media Weight	20 lb. Bond – 140 lb. Cover (up to 300 g/m ²)
Range	
Tab Punching	Yes
"Two-Up" Punching	Yes
Power Supply	115v, 60Hz
Dimensions (WxDxH)	18" x 29" x 40" (445 x 730 x 1,000 mm)
Weight	220 lbs. (100 kg)

RPIP Interface Box Type S3 (For third-party finishing peripherals only)

Dimensions (WxDxH)	10.4" x 9.9" x 5.3" (265 x 253 x 136 mm)
Weight	1.2 lbs. (0.55 kg)

Supply Yields

Toner	82,000/bottle*
Drum	2,500K images/unit
Developer	860K prints/bag

*Based on 6% chart of Ricoh A4 LEF test chart under normal operating conditions.

For maximum performance and yield, we recommend using genuine Ricoh parts and supplies.

Specifications subject to change without notice.



RICOH Pro 8110e

RICOH
imagine. change.

www.ricoh-usa.com

Ricoh Americas Corporation, 70 Valley Stream Parkway, Malvern, PA 19355, 1-800-63-RICOH
Ricoh® and the Ricoh Logo are registered trademarks of Ricoh Company, Ltd. All other trademarks are the property of their respective owners. ©2015 Ricoh Americas Corporation. All rights reserved. The content of this document, and the appearance, features and specifications of Ricoh products and services are subject to change from time to time without notice. Products are shown with optional features. While care has been taken to ensure the accuracy of this information, Ricoh makes no representation or warranties about the accuracy, completeness or adequacy of the information contained herein, and shall not be liable for any errors or omissions in these materials. Actual results will vary depending upon use of the products and services, and the conditions and factors affecting performance. The only warranties for Ricoh products and services are as set forth in the express warranty statements accompanying them.

R3577

